

Lead and Copper Definitions

Action Level Goal (ALG): The level of a contaminant in drinking water below which there is no known or expected risk to health. ALGs allow for a margin of safety.

Action Level : The concentration of a contaminant which, if exceeded, triggers treatment or other requirements which a water system must follow.

If present, elevated levels of lead can cause serious health problems, especially for pregnant women and young children. Lead in drinking water is primarily from materials and components associated with service lines and home plumbing. We are responsible for providing high quality drinking water, but we cannot control the variety of materials used in plumbing components. When your water has been sitting for several hours, you can minimize the potential for lead exposure by flushing your tap for 30 seconds to two (2) minutes before using water for drinking or cooking. If you are concerned about lead in your water, you may wish to have your water tested.



Information on lead in drinking water, testing methods, and steps you can take to minimize exposure is available from the Safe Drinking Water Hotline at 1-800-426-4791 or visit <http://www.epa.gov/safewater/lead>

Test Results Table - Copper and Lead

Lead & Copper Definitions	Sample Date	MCLG	Action Level (AL)	90th Percentile	No. of Sites Over AL	Units	Violation	Likely Source of Contamination
Copper	June 2020	1.3	1.3	0.16	0	ppm	N	Erosion of natural deposits; leaching from wood preservatives; corrosion of household plumbing systems.
Lead	June 2020	0	15	1.4	0	ppb	N	Corrosion of household plumbing systems; erosion of natural deposits.

Water Information Sources

U. S. Environmental Protection Agency
www.epa.gov/ground-water-and-drinking-water

Centers for Disease Control and Prevention
www.cdc.gov

Safe Drinking Water Hotline
800-426-4791

American Water Works Association
www.awwa.org

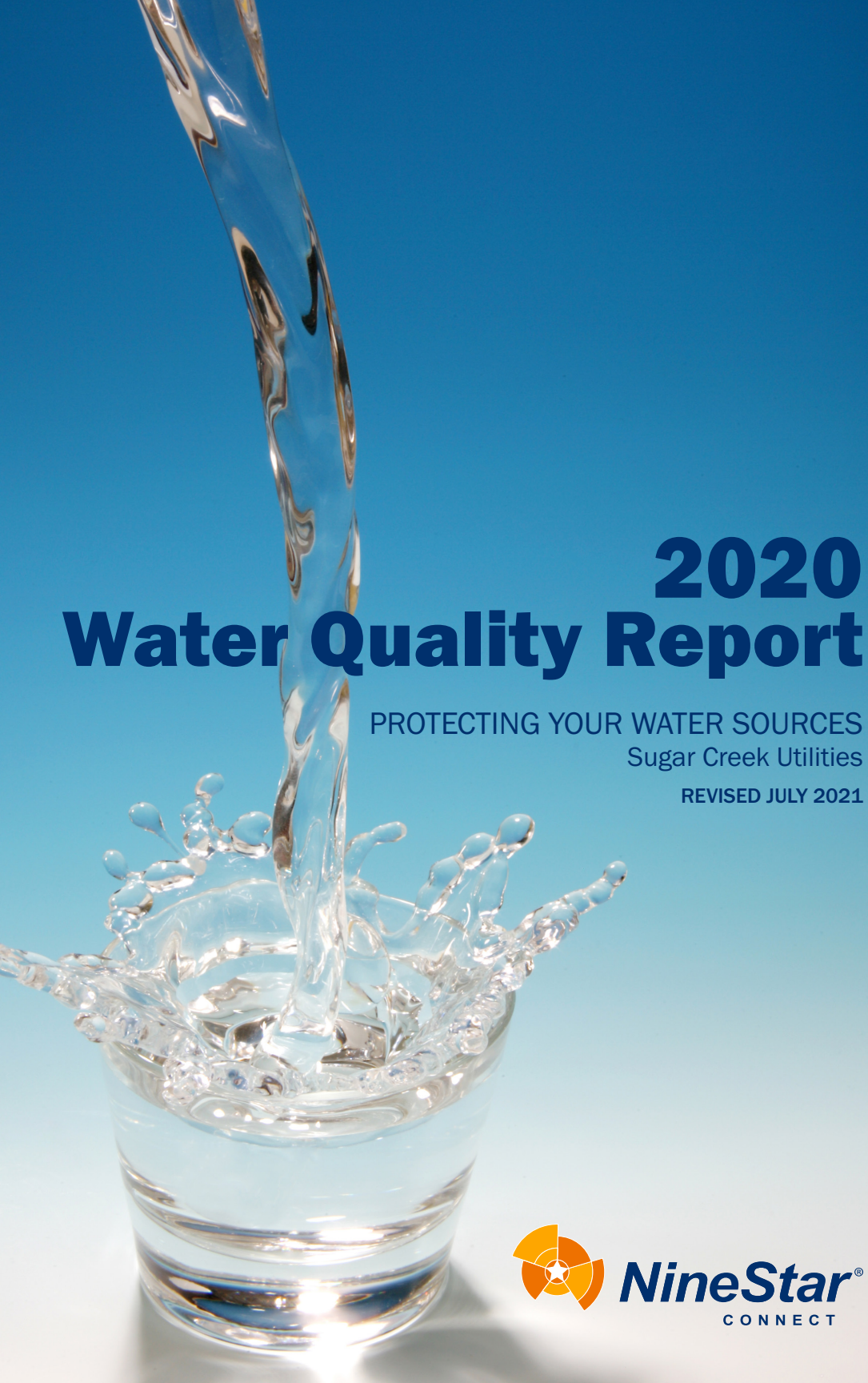
Indiana Department of Environmental Management
www.in.gov/idem



2243 East Main Street | Greenfield, IN 46140



317.326.3131 | ninestarconnect.com



2020 Water Quality Report

PROTECTING YOUR WATER SOURCES
Sugar Creek Utilities
REVISED JULY 2021




What is a Water Quality Report?

To comply with State and U.S. Environmental Protection Agency (EPA) regulations, NineStar Connect issues a report annually describing the quality of your drinking water. The purpose of this report is to increase your understanding of drinking water and awareness of the need to protect your drinking water sources. Our goal is always and has been to provide you a safe and dependable supply of drinking water. Our water source is drawn from two (2) local wells. In 2020, we conducted tests for many contaminants, all of which were below State and Federal maximum allowable levels.

NineStar routinely monitors for constituents in your drinking water according to Federal and State laws. The table at right shows the results of our monitoring for the period of January 1 to December 31, 2020. As water travels over land surface or through the ground it dissolves naturally-occurring minerals and can pick up substances such as microbes, inorganics, organic chemicals, pesticides and herbicides, and radioactive substances. Drinking water, including bottled water, may reasonably be expected to contain at least small amounts of some contaminants. It's important to remember that the presence of these constituents does not necessarily pose a health risk.

Special Health Information

Maximum Contaminat Levels (MCL) are set at very stringent levels. To understand the possible health effects described for many regulated constituents, a person would have to drink two (2) liters of water every day at the MCL level for a lifetime to have one-in-a-million chance of having the described health effect.



More information about contaminants and potential health effects can be obtained by calling the EPA's Safe DrinkingWater Hotline at 1-800-426-4791.

We at NineStar Connect work around the clock to provide top quality water to every tap. We ask that all our customers help us protect our water sources, which are the heart of our community, our way of life, and our children's future.

Test Results Table - Regulated Contaminants


Disinfection By-Products	Collection Date	Highest Level Detected	Range of Levels Detected	MCLG	MCL	Units	Violation	Likely Source of Contamination
Haloacetic Acids (HAA5)*	August 2020	5.8	4.2 - 5.8	No goal for total	60	ppb	N	By-product of drinking water disinfection.
Inorganic Compounds	Collection Date	Highest Level Detected	Range of Levels Detected	MCLG	MCL	Units	Violation	Likely Source of Contamination
Arsenic	8/30/18	2.8	2.8 - 2.8	0	10	ppb	N	Erosion of natural deposits; runoff from orchards; runoff from glass and electronics production wastes.
Barium	8/30/18	0.296	0.296 - 0.296	2	2	ppm	N	Discharge of drilling wastes; discharge from metal refineries; erosion of natural deposits.
Chromium	8/30/18	3	3 - 3	100	100	ppb	N	Erosion of natural deposits; water additive which promotes strong teeth; discharge from fertilizer and aluminum factories.
Fluoride	8/30/18	0.385	0.385 - .0385	4	4	ppm	N	Discharge from steel and pulp mills; Erosion of natural deposits.
Radioactive Compounds	Collection Date	Highest Level Detected	Range of Levels Detected	MCLG	MCL	Units	Violation	Likely Source of Contamination
Beta/photon emitters	10/24/17	5.4	5.4 - 5.4	0	4	mrem/yr	N	Decay of natural and man-made deposits.
Gross alpha excluding radon and uranium	10/24/17	.5	0.5 - 0.5	0	15	pCi/L	N	Erosion of natural deposits.
Uranium	10/24/17	0.4202	0.4202 - 0.4202	0	30	Ug/l	N	Erosion of natural deposits.

Violations Table - Lead and Copper Rule

The Lead and Copper Rule protects public health by minimizing lead and copper levels in drinking water, primarily by reducing water corrosivity. Lead and copper enter drinking water mainly from corrosion of lead and copper containing plumbing materials.			
Violation Type	Violation Begin	Violation End	Violation Explanation
FOLLOW-UP OR ROUTINE TAP M/R (LCR)	10/01/19	7/27/20	We failed to test our drinking water for the contaminant and period indicated. Because of this failure, we cannot be sure of the quality of our drinking water during the period indicated. The most recent results from 2020 are included in this CCR.

How to Read the Regulated Contaminants Test Table

Starting on the far left, read across. **Collection Date** is usually in 2020 or years prior. **Highest Level Detected** represents the measured amount. **Range of Levels Detected** tells the highest and the lowest amounts measured. **MCLG** is the goal level for that substance. **MCL** shows the highest level of substance allowed. **Units** is the means of measurement. An **N** under Violation means the amount of the substance did not exceed government requirements. **Likely Source** tells where the substance usually originates.



If you have any questions about this report, contact us at 317-326-3131 or water@ninestarconnect.com. To stay up-to-date on changes or issues, follow us on social media.

Definitions of Terms Used in This Report

- AL (Action Level):** The concentration of a contaminant, which, if exceeded, triggers treatment or other requirements, that a water system must follow.

MCL (Maximum Contaminant Level): The highest level of a contaminant that is allowed in drinking water. MCLs are set as close to the MCLGs as feasible using the best available treatment technology.

MCLG (Maximum Contaminant Level Goal): The level of a contaminant in drinking water below which there is no known or expected risk to health. MCLGs allow for a margin of safety.

MRDL (Maximum Residual Disinfectant Level): The highest level of disinfectant allowed in drinking water. There is convincing evidence that addition of a disinfectant is necessary to control microbial contaminants.
- MRDLG (Maximum Residual Disinfectant Level Goal):** The level of drinking water disinfectant below which there is no known or expected risk to health. MRDLGs do not reflect the benefits of the use of disinfectants to control microbial contaminants.

mrem (millirems): A measure of radiation absorbed by the body.

ppm (parts per million): One part substance per million parts water, or milligrams per liter.

ppb (parts per billion): One part substance per billion parts water, or micrograms per liter.

pCi/L (picocuries per liter): Measurement of the natural rate of disintegration of radioactive contaminants in water (also beta particles).