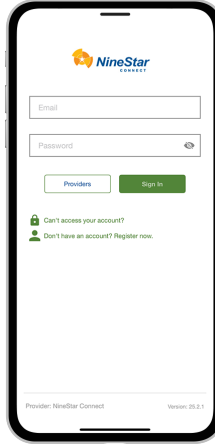


STEP 1



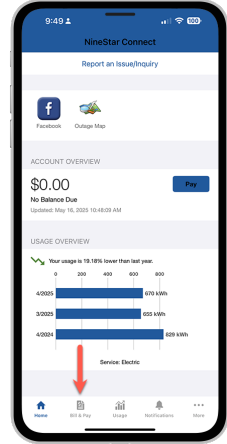
Open the **SmartHub** app on your mobile device.

STEP 2



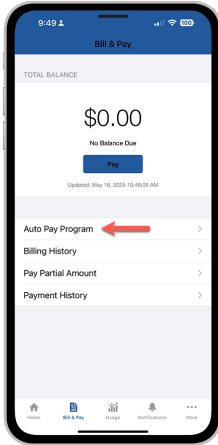
Sign in to your account using your email address and password you set up during registration.

STEP 3



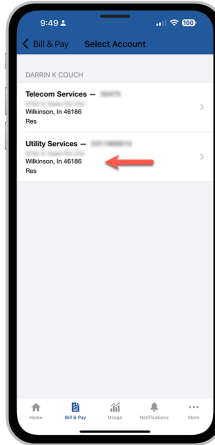
From the home screen tap on the **Bill & Pay** button.

STEP 4




From the Bill & Pay screen, locate and tap on the **Auto Pay Program** menu.

STEP 5



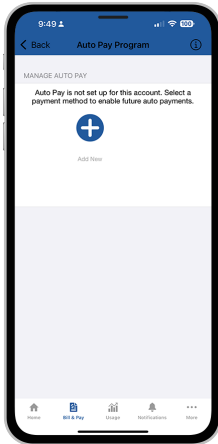
Select the account you want to sign up for Auto Pay.

STEP 6



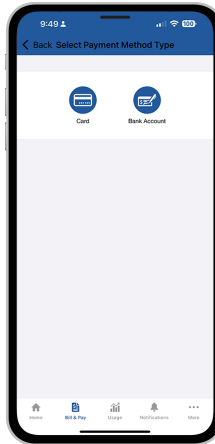
To agree to our Terms & Conditions, tap the **Accept** button.

STEP 7



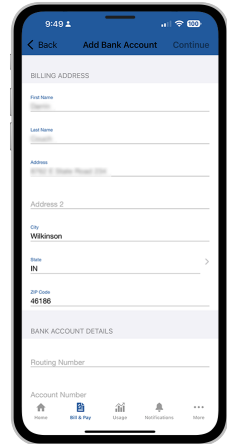
On the Auto Pay Program page, tap the **Add New** button.

STEP 8



Select a button to connect your **bank account** or **credit card**.

STEP 9



Follow the prompts on the next screen to finish the process.