
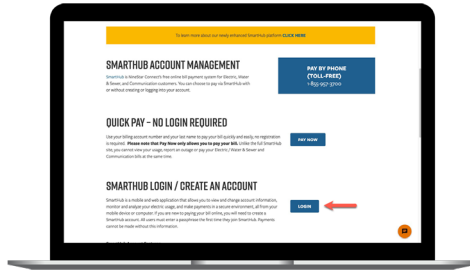


STEP 1



Click on the **Pay My Bill** menu on our web-site.

STEP 2



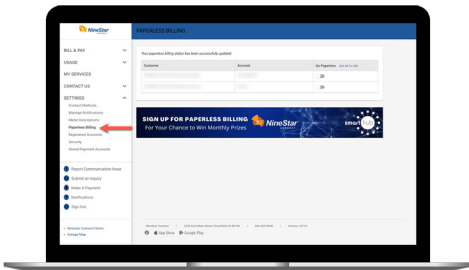
On the next page, click on the **SmartHub Login** button.

STEP 3



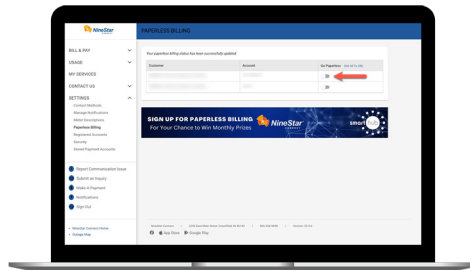
Sign in to your account using the email address and password you set up during registration.

STEP 4



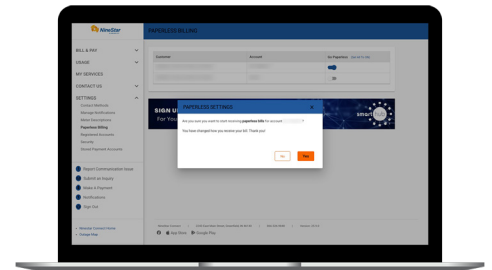
On the home screen, click on the **Settings** menu on the left and then click on the **Paperless Billing** sub-menu.

STEP 5



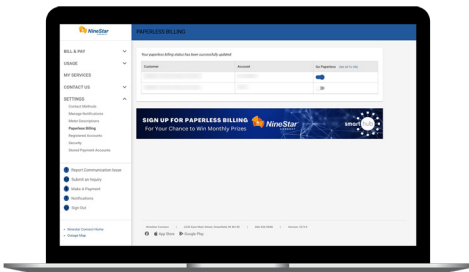
Use the **Go Paperless** slider on the account to activate.

STEP 6



A pop-up window will ask if you want to set the account to paperless. Click the **Yes** button to confirm.

STEP 7



Congratulations!
You have successfully activated paperless billing on your account!