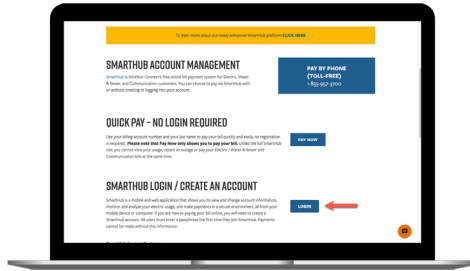


## STEP 1



Click on the **Pay My Bill** menu on our website.

## STEP 2



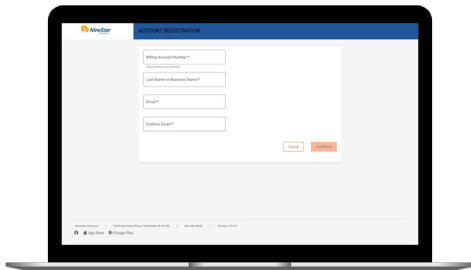
On the next page, click on the **SmartHub Login** button.

## STEP 3



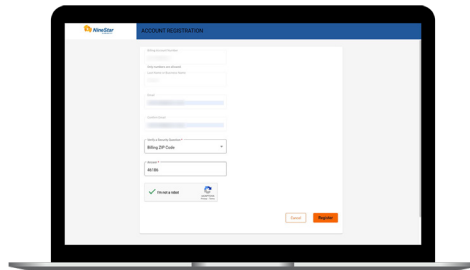
From the login screen, click on **Don't have an account? Register Now** link.

## STEP 4



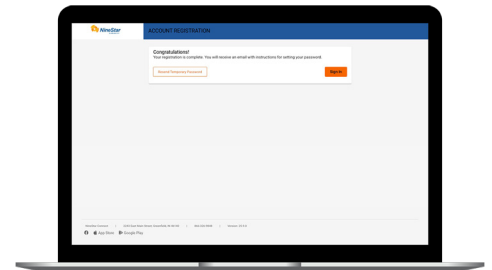
Fill out the registration form completely. Click the **Continue** button.

## STEP 5



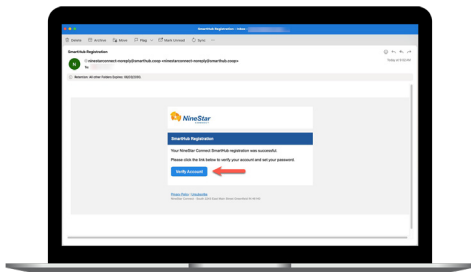
Enter the requested verification information and click the **Register** button. Answers must match account info exactly.

## STEP 6



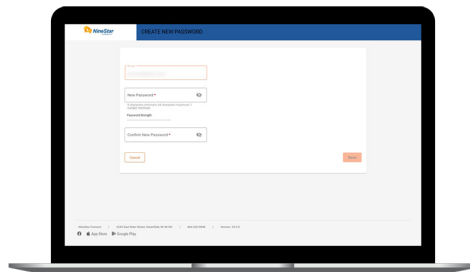
When successful, you'll get a congratulations notification. Instructions on how to continue have been emailed to you.

## STEP 7



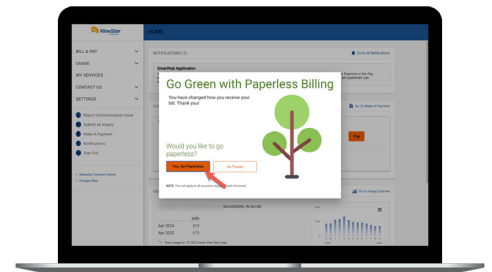
Check your inbox for a verification email. Click the **Verify Account** button to continue.

## STEP 8



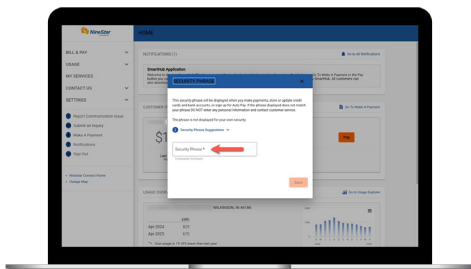
You will then be taken to a screen asking you to set your **new password**. Enter your password twice and click the **Save** button.

## STEP 9



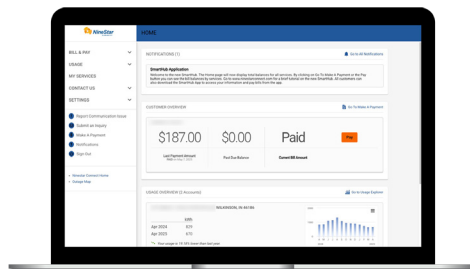
Next you'll be asked if you want to try Paperless Billing. To opt-in click on the **Yes, Go Paperless** button.

## STEP 10



Finally, you'll be asked to set a security phrase.

## STEP 11



**Congratulations!** You have successfully registered your account. Browse around and see the ways to save time and money!